

XXXPoI 698~960MHz/1710~2690MHz×2 65°/65° 16/18.5dBi 0°~10°/0°~10° Integrated and replaceable RCU (Remote Control Unit) Antenna

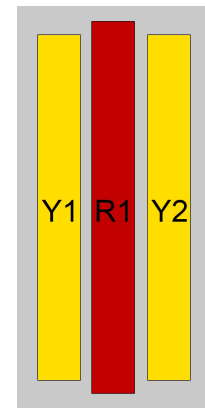
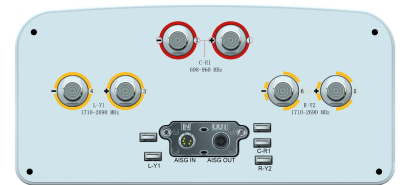
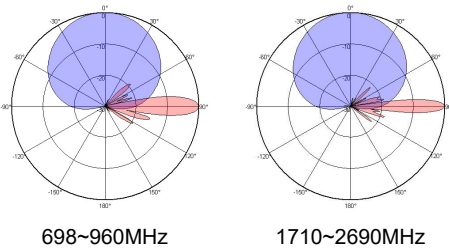
Electrical Specifications				
Frequency range (MHz)	698~960			
	698~803	790~862	824~894	880~960
Polarization	±45°			
Gain at mid tilt (dBi)	15.5	15.8	16.0	16.1
Gain over all tilts (dBi)	15.3±0.3	15.5±0.4	15.8±0.4	15.9±0.4
Horizontal 3dB beamwidth (°)	68±3	66±3	64±3	63±3
Vertical 3dB beamwidth (°)	11.8±0.8	11.3±0.7	10.6±0.6	10.0±0.6
Front to back ratio (dB) Total power, ±30°	>25	>25	>26	>26
Cross polar ratio (dB) (at Boresight)	>19	>19	>20	>20
Electrical downtilt (°)	0~10			
Sidelobe suppression (dB) (First sidelobe above main beam)	>17	>17	>17	>17
VSWR	<1.5			
Isolation: intra-system (dB)	≥25			
Isolation: inter-system (dB)	≥30			
Intermodulation IM3 (2×43dBm carrier)	≤-153 dBc			
Impedance (Ω)	50			
Max. power per input (W) @50°C	500			
Lightning protection	Dc Ground			

Electrical Specifications				
Frequency Range (MHz)	1710~2690×2			
	1710~1920	1920~2200	2200~2500	2500~2690
Polarization	±45°			
Gain at mid tilt (dBi)	17.2	17.8	18.2	18.5
Gain over all tilts (dBi)	17.0±0.6	17.6±0.5	18.0±0.5	18.3±0.5
Horizontal 3dB beamwidth (°)	67±6	63±5	61±4	60±4
Vertical 3dB beamwidth (°)	6.8±0.5	6.1±0.4	5.4±0.4	5.0±0.3
Front to back ratio (dB) Total power, ±30°	>27	>26	>26	>26
Cross polar ratio (dB) (at Boresight)	>19	>20	>20	>19
Electrical downtilt (°)	0~10			
Sidelobe suppression (dB) (First sidelobe above main beam)	>18	>17	>17	>16
VSWR	<1.5			
Isolation: intra-system (dB)	≥25			
Isolation: inter-system (dB)	≥30			
Intermodulation IM3 (2×43dBm carrier)	≤-153 dBc			
Impedance (Ω)	50			
Max. power per input (W) @50°C	250			
Lightning protection	Dc Ground			

Mechanical Specifications	
Connector	6×4.3-10-Female
Connector position	Bottom
Height × width × depth (mm)	2080×355×165
Packing size (mm)	2360×420×215
Antenna weight (kg)	25.5
Installation kit weight (kg)	5.5
Packing weight (kg)	37.3
Wind load (N,at 150km/h) Frontal/Lateral/Maximum	885/278/990
Max. wind velocity (km/h)	216
Radome material	Fiberglass
Radome color	Gray
Mechanical tilt (°)	0~10
Operating temperature (°C)	-50~65
Mounting hardware (mm)	Φ50~Φ115

Integrated RET Properties	
RET model	TRCU-TQ10P2V01
RET type	Integrated (Replaceable)
RET protocol	AISG 2.0/3GPP
Power supply(V)	10-30 DC
Power consumption(W)	≤0.6 (Idle, 12V), ≤6 (In motion, 12V)
Adjustment time (Full Range)	<4Mins
Adjustment cycles	>50,000
Temperature range (°C)	40~65
Lightning protection	3KA(8/20μs) @ Pin5 & Pin3; 5KA(8/20μs) @ Pin1 / Pin6 & Pin7
Connectors	2×8 Pin circle connector according to IEC 60130-9 and AISG. Daisy chain in:Male,Daisy chain out:Female Pin1:12V;Pin3:RS485B;Pin5:RS485A;Pin6:10-30V; Pin7:GND;Pin2&Pin4&Pin8:N/C

Antenna Pattern Sample For Reference



Ant Array	RET Unique ID
R1	TY00000.....R1
Y1	TY00000.....Y1
Y2	TY00000.....Y2