

XXXPol 617~894MHz/1427~2690MHz×2 65°/65° 13.6/17.8dBi 2°~12°/2°~12° Integrated and replaceable RCU (Remote Control Unit) Antenna

Electrical specifications

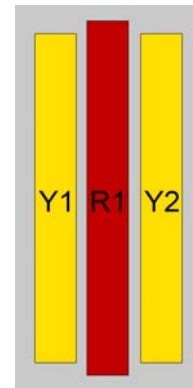
Frequency Range (MHz)	R1-617~894		
	617~698	698~806	806~894
Polarization	±45°		
Gain at mid tilt (dBi)	12.7	13.1	13.6
Gain over all tilts (dBi)	12.5±0.5	12.9±0.5	13.4±0.5
Horizontal 3dB beamwidth (°)	69±6	68±5	66±4
Vertical 3dB beamwidth (°)	17.6±1.5	15.2±1.2	13±1.0
Front to back ratio (dB) Total power, ±30°	>22	>25	>26
Cross polar ratio (dB) (at Boresight)	>17	>17	>17
Electrical downtilt (°)	2~12		
Sidelobe suppression (dB) (First sidelobe above main beam)	>15	>15	>15
VSWR	<1.5		
Isolation: intra-system (dB)	≥25		
Isolation: inter-system (dB)	≥28		
Intermodulation IM3 (2×43dBm carrier)	≤-153 dBc		
Impedance (Ω)	50		
Max. power per input (W) @50°C	400		
Lightning protection	Dc Ground		

Electrical specifications

Frequency Range (MHz)	Y1/Y2-1427~2690				
	1427~1518	1710~1990	1920~2200	2200~2490	2490~2690
Polarization	±45°				
Gain at mid tilt (dBi)	15.6	17.0	17.6	17.8	17.6
Gain over all tilts (dBi)	15.4±0.5	16.9±0.5	17.4±0.5	17.6±0.5	17.4±0.5
Horizontal 3dB beamwidth (°)	69±6	65±5	62±4	57±5	59±5
Vertical 3dB beamwidth (°)	8.8±0.7	7.3±0.6	6.2±0.5	5.7±0.5	5.1±0.5
Front to back ratio (dB) Total power, ±30°	>24	>26	>26	>26	>25
Cross polar ratio (dB) (at Boresight)	>17	>18	>17	>16	>16
Electrical downtilt (°)	2~12				
Sidelobe suppression (dB) (First sidelobe above main beam)	>16	>16	>16	>16	>16
VSWR	<1.5				
Isolation: intra-system (dB)	≥25				
Isolation: inter-system (dB)	≥28				
Intermodulation IM3 (2×43dBm carrier)	≤-153 dBc				
Impedance (Ω)	50				
Max. power per input (W) @50°C	200				
Lightning protection	Dc Ground				

Mechanical specifications

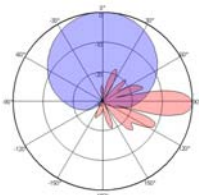
Connector	6×4.3-10-Female
Connector position	Bottom
Height × width × depth (mm)	1499×355×165
Packing size (mm)	1885×460×260
Antenna weight (kg)	19.5
Installation kit weight (kg)	5.4
Packing weight (kg)	28
Wind load (N,at 150km/h) Frontal/Lateral/Rearside	600/191/670
Max. wind velocity (km/h)	216
Radome material	Fiberglass
Radome color	Gray
Mechanical tilt (°)	0~15
Operating temperature (°C)	-50~65
Mounting hardware (mm)	Φ50~Φ115



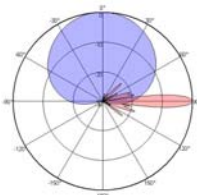
Integrated RET properties

RET model	TRCU-TQ10P2V01
RET type	Integrated (Replaceable)
RET protocol	AISG 2.0/3GPP
Power supply(V)	10-30 DC
Power consumption(W)	≤0.6 (Idle,12V),≤6 (In motion,12V)
Adjustment time (Full Range)	<4Mins
Adjustment cycles	>50,000
Temperature range (°C)	-40~65
Lightning protection	3KA(8/20μs) @ Pin5 & Pin3; 5KA(8/20μs) @ Pin1 / Pin6 & Pin7
Connectors	2×8 Pin circle connector according to IEC 60130-9 and AISG. Daisy chain in:Male,Daisy chain out:Female Pin1:12V;Pin3:RS485B;Pin5:RS485A;Pin6:10-30V; Pin7:GND;Pin2&Pin4&Pin8:N/C

Antenna pattern sample for reference



617~896MHz



1427~2690MHz

Ant Array	RET Unique ID
R1	TY00000.....R1
Y1	TY00000.....Y1
Y2	TY00000.....Y2