

XXXPol 1710~2690MHz×3 Triple Beam 30° 21.5dBi 2°~10° Integrated and replaceable RCU (Remote Control Unit) Antenna

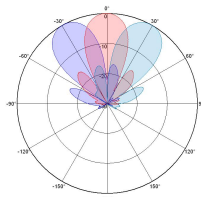
Electrical specifications				
Frequency Range (MHz)	1710~2690			
	1710~1990	1920~2200	2200~2490	2490~2690
Polarization	±45°			
Gain at mid tilt (dBi)	0°Beam:20	0°Beam:20.7	0°Beam:21.2	0°Beam:21.5
Gain over all tilts (dBi)	0°Beam:19.8	0°Beam:20.5	0°Beam:20.9	0°Beam:21.2
Horizontal beam centers (°)	+39/0/-39	+35/0/-35	+31/0/-31	+27/0/-27
Horizontal 3dB beamwidth (°)	±39°Beam:28 0°Beam:24	±35°Beam:25 0°Beam:21	±31°Beam:22 0°Beam:19	±27°Beam:19 0°Beam:17
Vertical 3dB beamwidth (°)	8.3	7.7	6.8	6.0
Front to back ratio (dB) Total power, ±30°	> 28	> 28	> 29	> 29
Cross polar ratio (dB) (at Boresight)	> 15	> 15	> 15	> 15
Electrical downtilt (°)	2-10			
Sidelobe suppression (dB) (First sidelobe above main beam)	> 18	> 18	> 19	> 18
VSWR	≤1.5			
Isolation: intra-system (dB)	≥25			
Intermodulation IM3 (2×43dBm carrier)	≤-153 dBc			
Impedance (Ω)	50			
Max. power per input (W) @50°C	150			
Lightning protection	Dc Ground			

Mechanical specifications

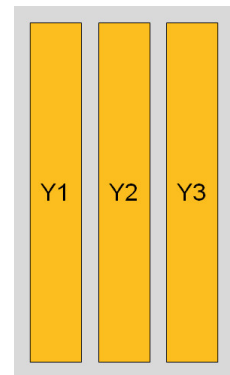

Connector	6×4.3-10-Female
Connector position	Bottom
Height × width × depth (mm)	1360×446×165
Packing size (mm)	1755×540×265
Antenna weight (kg)	24
Installation kit weight (kg)	5.4
Packing weight (kg)	34
Wind load (N,at 150km/h) Frontal/Lateral/Rearside	642/170/683
Max. wind velocity (km/h)	216
Radome material	Fiberglass
Radome color	Gray
Mechanical tilt (°)	0~20
Operating temperature (°C)	-50~65
Mounting hardware (mm)	Φ50~Φ115

Integrated RET properties

RET model	TRCU-TQ10P2V01
RET type	Integrated (Replaceable)
RET protocol	AISG 2.0/3GPP
Power supply(V)	10-30 DC
Power consumption(W)	≤0.6 (Idle,12V),≤6 (In motion,12V)
Adjustment time (Full Range)	< 4Mins
Adjustment cycles	> 50,000
Temperature range (°C)	-40~65
Lightning protection	3KA(8/20μs) @ Pin5 & Pin3; 5KA(8/20μs) @ Pin1 / Pin6 & Pin7
Connectors	2×8 Pin circle connector according to IEC 60130-9 and AISG. Daisy chain in:Male,Daisy chain out:Female Pin1:12V;Pin3:RS485B;Pin5:RS485A;Pin6:10-30V; Pin7:GND;Pin2&Pin4&Pin8:N/C

Antenna pattern sample for reference


1710~2690MHz



Ant Array	RET Unique ID
Y1	TY00000.....Y1
Y2	TY00000.....Y2
Y3	TY00000.....Y3