

XXXXXPoI 698~960MHz/1710~2690MHz×2/1710~2170MHz×2 65°/65°/Dual-beam 33°
16.7/17.6/18.2dBi 2°~12°/2°~12°/2°~10° Integrated RCU (Remote Control Unit) Antenna

Electrical specifications							
Frequency Range (MHz)	R1: 698~960			Y1/Y2: 1710~2690×2			
	698~790	790~880	880~960	1710~1920	1920~2200	2200~2490	2490~2690
Polarization	±45°						
Gain at mid tilt (dBi)	15.6	16.3	16.7	16.9	17.5	17.6	17.3
Gain over all tilts (dBi)	15.5±0.6	16.1±0.4	16.5±0.5	16.7±0.6	17.2±0.5	17.3±0.5	17.0±0.6
Horizontal 3dB beamwidth (°)	68±6	66±5	62±5	68±6	63±5	61±5	65±6
Vertical 3dB beamwidth (°)	8.8±0.7	7.7±0.6	7.3±0.5	7.4±0.6	6.7±0.6	5.6±0.5	5.3±0.5
Front to back ratio (dB) Total power, ±30°	>24	>25	>25	>25	>25	>25	>25
Cross polar ratio (dB) (at Boresight)	>19	>18	>18	>16	>16	>15	>15
Electrical downtilt (°)	2~12			2~12			
Sidelobe suppression (dB) (First sidelobe above main beam)	>16	>15	>15	>16	>15	>15	>15
VSWR	<1.5						
Isolation: intra-system (dB)	≥25						
Isolation: inter-system (dB)	≥28						
Intermodulation IM3 (2×43dBm carrier)	≤-150 dBc						
Impedance (Ω)	50						
Max. power per input (W) @50°C	400			200			
Lightning protection	Dc Ground						

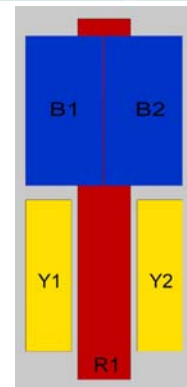

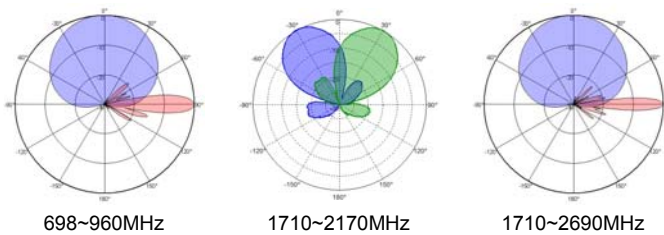
Electrical specifications			
Frequency Range (MHz)	B1/B2:1710~2170×2		
	1710~1880	1850~1990	1920~2170
Polarization	±45°		
Gain at mid tilt (dBi)	17.6	18.0	18.2
Gain over all tilts (dBi)	17.4±0.8	17.8±0.6	18.0±0.8
Horizontal beam centers (°)	±28	±27	±26
Horizontal 3dB beamwidth (°)	33±3	31±3	30±3
Vertical 3dB beamwidth (°)	7.2±0.5	6.8±0.4	6.2±0.4
Front to back ratio (dB) Total power, ±30°	>25	>26	>25
Electrical downtilt (°)	2~10		
Sidelobe suppression (dB) (First sidelobe above main beam)	>17	>17	>17
VSWR	<1.5		
Isolation: intra-system (dB)	≥25		
Isolation: beam to beam (dB)	≥15		
Intermodulation IM3 (2×43dBm carrier)	≤-150 dBc		
Impedance (Ω)	50		
Max. power per input (W) @50°C	200		
Lightning protection	Dc Ground		

Mechanical specifications

Connector	10×4.3-10 Female
Connector position	Bottom
Height × width × depth (mm)	2680×355×165
Packing size (mm)	3015×460×260
Antenna weight (kg)	36.1
Installation kit weight (kg)	5.5
Packing weight (kg)	44.7
Wind load (N,at 150km/h) Frontal/Lateral/Rearside	1209/375/1352
Max. wind velocity (km/h)	216
Radome material	Fiberglass
Radome color	Gray
Mechanical tilt (°)	0-8
Operating temperature (°C)	-50~65
Mounting hardware (mm)	Φ50~Φ115

Integrated RET properties

RET model	TRCU-TQ10P2V01
RET type	Integrated (Replaceable)
RET protocol	AISG 2.0/3GPP
Power supply(V)	10-30 DC
Power consumption(W)	≤0.6 (Idle, 12V), ≤6 (In motion, 12V)
Adjustment time (Full Range)	< 4Mins
Adjustment cycles	> 50,000
Temperature range (°C)	-40~65
Lightning protection	3KA(8/20μs) @ Pin5 & Pin3; 5KA(8/20μs) @ Pin1 / Pin6 & Pin7
Connectors	2×8 Pin circle connector according to IEC 60130-9 and AISG. Daisy chain in:Male,Daisy chain out:Female Pin1:12V;Pin3:RS485B;Pin5:RS485A;Pin6:10-30V; Pin7:GND;Pin2&Pin4&Pin8:N/C


Antenna pattern sample for reference


Ant Array	RET Unique ID
R1	TY00000.....R1
B1	TY00000.....B1
B2	TY00000.....B2
Y1	TY00000.....Y1
Y2	TY00000.....Y2