

XXXXPol 617~894MHz×2/1710~2690MHz×2 65°/65° 16.2/18.0dBi 0°~10°/0°~10° Integrated RCU (Remote Control Unit) Antenna

Electrical specifications			
Frequency Range (MHz)	R1/R2-(617~894)		
	617~698	698~806	806~894
Polarization	±45°		
Gain over all tilts (dBi)	14.6	15.3	16.2
Horizontal 3dB beamwidth (°)	67±5	65±5	61±5
Vertical 3dB beamwidth (°)	10±0.5	9±0.5	8±0.5
Front to back ratio (dB) Total power, ±30°	>22	>25	>25
Cross polar ratio (dB) (at Boresight)	>16	>17	>17
Electrical downtilt (°)	0~10		
Sidelobe suppression (dB) (First sidelobe above main beam)	>17	>17	>17
VSWR	<1.5		
Isolation: intra-system (dB)	≥25		
Isolation: inter-system (dB)	R1//R2≥27 R1//Y1,Y2≥30 R2//Y1,Y2≥30		
Intermodulation IM3 (2×43dBm carrier)	≤-153 dBc		
Impedance (Ω)	50		
Max. power per input (W) @50°C	400		
Lightning protection	Dc Ground		

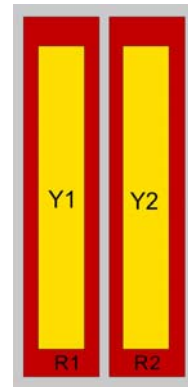

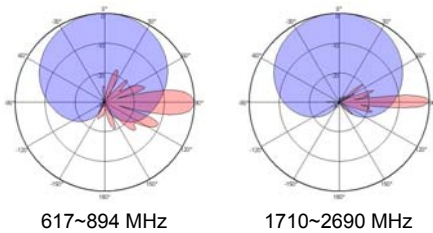
Electrical specifications				
Frequency Range (MHz)	Y1/Y2-(1710~2690)			
	1710~1920	1920~2200	2200~2490	2490~2690
Polarization	±45°			
Gain over all tilts (dBi)	17	17.5	17.7	18
Horizontal 3dB beamwidth (°)	65±5	63±5	61±5	60±5
Vertical 3dB beamwidth (°)	6.2±0.5	5.6±0.5	5±0.5	4.4±0.5
Front to back ratio (dB) Total power, ±30°	>26	>26	>25	>25
Cross polar ratio (dB) (at Boresight)	>16	>17	>17	>17
Electrical downtilt (°)	0~10			
Sidelobe suppression (dB) (First sidelobe above main beam)	>17	>17	>17	>17
VSWR	<1.5			
Isolation: intra-system (dB)	≥25			
Isolation: inter-system (dB)	Y1//R1,R2≥30 Y2//R1,R2≥30			
Intermodulation IM3 (2×43dBm carrier)	≤-153 dBc			
Impedance (Ω)	50			
Max. power per input (W) @50°C	250			
Lightning protection	Dc Ground			

**Mechanical specifications**

Connector	8×4.3-10 Female
Connector position	Bottom
Height × width × depth (mm)	2680×499×178
Packing size (mm)	3120×620×330
Antenna weight (kg)	43.8
Installation kit weight (kg)	8.8
Packing weight (kg)	61.2
Wind load (N,at 150km/h) Frontal/Lateral/Rearside	1492/289/1512
Max. wind velocity (km/h)	216
Radome material	Fiberglass
Radome color	Gray
Mechanical tilt (°)	0~12
Operating temperature (°C)	-50~65
Mounting hardware (mm)	Φ50~Φ115

**Integrated RET properties**

RET model	TRCU-TQ10P2V01
RET type	Integrated (Replaceable)
RET protocol	AISG 2.0/3GPP
Power supply(V)	10-30 DC
Power consumption(W)	≤0.6 (Idle,12V),≤6 (In motion,12V)
Adjustment time (Full Range)	<4Mins
Adjustment cycles	>50,000
Temperature range (°C)	-40~65
Lightning protection	3KA(8/20μs) @ Pin5 & Pin3; 5KA(8/20μs) @ Pin1 / Pin6 & Pin7
Connectors	2×8 Pin circle connector according to IEC 60130-9 and AISG. Daisy chain in:Male,Daisy chain out:Female Pin1:12V;Pin3:RS485B;Pin5:RS485A;Pin6:10-30V; Pin7:GND;Pin2&Pin4&Pin8:N/C


**Antenna pattern sample for reference**


Ant Array	RET Unique ID
R1	TY00000.....R1
R2	TY00000.....R2
Y1	TY00000.....Y1
Y2	TY00000.....Y2