

XXXPol 790~960MHz/1710~2170MHz/1710~2170MHz 65°/65°/65° 16/16.4/16.5dBi 0°~10°/0°~10°/0°~10° Integrated and replaceable RCU (Remote Control Unit) Antenna

Electrical specifications			
Frequency Range (MHz)	R1-790~960		
	790~862	824~894	880~960
Polarization	±45°		
Gain at mid tilt (dBi)	15.5	15.8	16.0
Gain over all tilts (dBi)	15.3±0.4	15.6±0.4	15.8±0.3
Horizontal 3dB beamwidth (°)	69±5	67±4	65±4
Vertical 3dB beamwidth (°)	9.8±0.6	9.3±0.6	8.8±0.5
Front to back ratio (dB) Total power, ±30°	>25	>24	>24
Cross polar ratio (dB) (at Boresight)	>18	>18	>17
Electrical downtilt (°)	0~10		
Sidelobe suppression (dB) (First sidelobe above main beam)	>17	>17	>16
VSWR	<1.5		
Isolation: intra-system (dB)	≥28		
Isolation: inter-system (dB)	≥30		
Intermodulation IM3 (2×43dBm carrier)	≤-153 dBc		
Impedance (Ω)	50		
Max. power per input (W) @50°C	400		
Lightning protection	Dc Ground		



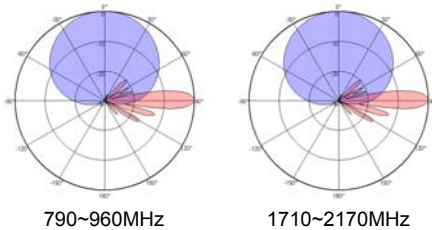
Electrical specifications						
Frequency Range (MHz)	B1 -1710-2170			B2 -1710-2170		
	1710~1880	1850~1990	1920~2170	710~1880	1850~1990	1920~2170
Polarization	±45°					
Gain at mid tilt (dBi)	16.0	16.2	16.5	15.8	16.0	16.4
Gain over all tilts (dBi)	15.8±0.4	16.0±0.4	16.3±0.4	15.6±0.4	15.8±0.4	16.2±0.4
Horizontal 3dB beamwidth (°)	69±5	67±5	66±5	69±5	67±5	66±5
Vertical 3dB beamwidth (°)	9.7±0.7	9.2±0.6	8.6±0.5	8.6±0.6	8.2±0.5	7.6±0.5
Front to back ratio (dB) Total power, ±30°	>25	>25	>24	>25	>25	>24
Cross polar ratio (dB) (at Boresight)	>19	>19	>20	>19	>19	>20
Electrical downtilt (°)	0~10			0~10		
Sidelobe suppression (dB) (First sidelobe above main beam)	>17	>17	>16	>17	>17	>16
VSWR	<1.5					
Isolation: intra-system (dB)	≥28					
Isolation: inter-system (dB)	≥30					
Intermodulation IM3 (2×43dBm carrier)	≤-153 dBc					
Impedance (Ω)	50					
Max. power per input (W) @50°C	200					
Lightning protection	Dc Ground					

Mechanical specifications

Connector	6×4.3-10 Female
Connector position	Bottom
Height × width × depth (mm)	1980×270×140
Packing size (mm)	2305×365×220
Antenna weight (kg)	23
Installation kit weight (kg)	5.4
Packing weight (kg)	33.5
Wind load (N,at 150km/h) Frontal/Lateral/Rearside	635/229/754
Max. wind velocity (km/h)	216
Radome material	Fiberglass
Radome color	Gray
Mechanical tilt (°)	0~10
Operating temperature (°C)	-50~65
Mounting hardware (mm)	Φ50~Φ115

Integrated RET properties

RET model	TRCU-TQ10P2V01
RET type	Integrated (Replaceable)
RET protocol	AISG 2.0/3GPP
Power supply(V)	10-30 DC
Power consumption(W)	≤0.6 (Idle,12V),≤6 (In motion,12V)
Adjustment time (Full Range)	<4Mins
Adjustment cycles	>50,000
Temperature range (°C)	-40~65
Lightning protection	3KA(8/20μs) @ Pin5 & Pin3; 5KA(8/20μs) @ Pin1 / Pin6 & Pin7
Connectors	2×8 Pin circle connector according to IEC 60130-9 and AISG. Daisy chain in:Male,Daisy chain out:Female Pin1:12V;Pin3:RS485B;Pin5:RS485A;Pin6:10-30V; Pin7:GND;Pin2&Pin4&Pin8:N/C


Antenna pattern sample for reference


790~960MHz

1710~2170MHz

Ant Array	RET Unique ID
R1	TY00000.....R1
B1	TY00000.....B1
B2	TY00000.....B2