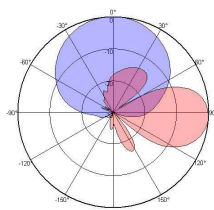
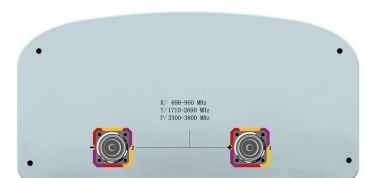


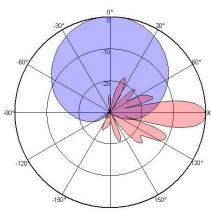
**XXXPol 698~960MHz/1710~2690MHz/3300~3800MHz 65°/65°/65° 11/14/16dBi 3°/3°/3° Fixed Electrical Downtilt Antenna,with Combiner Integrated**

<b>Electrical Specifications</b>						
Frequency range(MHz)	698~960		1710~2690		3300~3800	
	698~824	824~960	1710~2200	2200~2690	3300~3600	3600~3800
Polarization	±45°					
Gain (dBi)	9.8±0.5	10.2±0.5	12.9±0.5	13.5±0.5	14.9±0.5	15.2±0.5
Horizontal 3dB beamwidth (°)	72±5.6	68±5.1	67±6.5	65±6.1	61±5.1	59±4.2
Vertical 3dB beamwidth (°)	41.3±6.2	35.5±3.2	18.5±1.1	14.4±1.0	10.3±0.6	9.3±0.4
Front-to-back ratio (dB)	>22		>25		>25	
Electrical downtilt (°)	3		3		3	
VSWR	≤1.7					
Isolation: intra-system (dB)	≥25					
Intermodulation IM3 (2×43dBm carrier)	≤-150 dBc				/	
Impedance (Ω)	50					
Max. power per input (W) @50°C	250		150		80	
Lightning protection	Dc Ground					

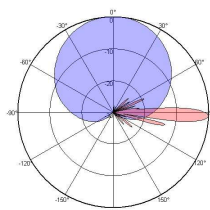
<b>Mechanical Specifications</b>	
Connector	2×4.3-10-Female
Connector position	Bottom
Height×width×depth (mm)	650×300×150
Packing size (mm)	1080×400×280
Antenna weight (kg)	8.4
Packing weight (kg)	14.5
Max. wind velocity (km/h)	216
Radome material	UPVC
Radome color	Gray
Mechanical tilt (°)	0~15
Operating temperature (°C)	-40~60
Mounting hardware (mm)	Wall Mount



698~960MHz



1710~2690MHz



3300~3800MHz