

XXXXPol 2496~2690/3400~3600MHz 100°/65°±15° 14/16dBi Smart Antenna

Electrical specifications					
General parameters	Frequency range(MHz)		2496-2690	3400-3600	
	Polarization		±45°		
	Electrical downtilt(°)		6		
	Electrical downtilt tolerance(°)		±1.5		
Calibration and electrical parameters	Coupling factor between calibration port and each antenna port(dB)		-26±2		
	Max.amplitude tolerance from calibration port to input ports(dB)		<0.8		
	Max.phase tolerance from calibration port to input ports(°)		≤8		
	Ports VSWR		≤1.5		
	Co-polarization isolation between ports(dB)		≥28		
	Cross-polarization isolation between ports(dB)		≥28		
Radiation parameters	Single column beam	Horizontal 3dB beam width(°)		100±15	65±15
		Gain(dBi)		≥14	≥16
		Vertical 3dB beam width(°)		≥7	≥4.5
		Cross polar ratio(0°)(dB)		≥18	
		Cross polar ratio(±60°)(dB)		≥10	
		Front to back ratio(dB)		≥23	≥25
		Vertical sidelobe suppression for first sidelobe above main beam(dB)		≤-16	≤-14
	65° Broadcast beam	Horizontal 3dB beam width(°)		65±5	
		Gain(dBi)		≥14	≥15.5
		±60° Gain roll-off at sector edge(dB)		-12±3	
		Vertical 3dB beam width(°)		≥7	≥4.5
		Cross polar ratio(0°)(dB)		≥22	
		Cross polar ratio(±60°)(dB)		≥10	
		Front to back ratio(dB)		≥28	
	Vertical sidelobe suppression for first sidelobe above main beam(dB)		≤-15		
	Service beam	0° direct beam gain(dBi)		≥19.5	≥21.5
		0° direct beam horizontal 3dB beam width(°)		≤32	≤29
		0° direct beam sidelobe suppression(dB)		≤-12	≤-12
		±60° direct beam gain(dBi)		≥16.5	≥17.5
		±60° direct beam horizontal 3dB beam width(°)		≤35	≤32
		±60° direct beam horizontal sidelobe suppression(dB)		≤-5	
0° direct beam cross polar ratio(axial)(dB)		≥22			
0° direct beam front to back ratio(dB)		≥28			

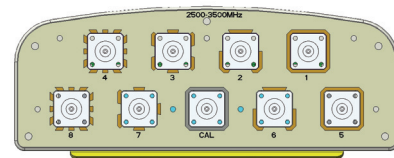
This publication is issued to provide information only and is not to form part of any order or contract.

Tongyu reserves the right to change specifications without prior notice.A0120220506A060331643069011

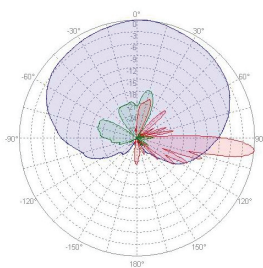
Tel: +86-760-85318111 Fax: +86-760-85594662

website: www.tycc.cn Email: sales@tycc.cn

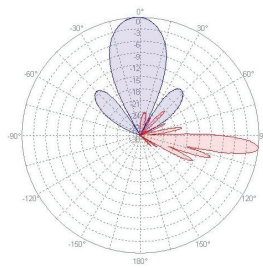
Mechanical specifications	
Antenna dimensions(H×W×D)(mm)	1135×290×105
Packing size(mm)	1440×375×185
Antenna net weight(kg)	Approx 10.2
Installation kit weight(kg)	4
Packing weight(kg)	16.5
Mechanical downtilt(°)	0~10
Mast diameter(mm)	φ50~ φ115
Radome material	PVC
Radome colour	Gray
Operating temperature(°C)	-40~60
Connector type	9×N-female
Connector position	Bottom
Max. power per input (W) @50°C	100



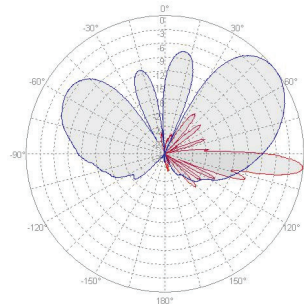
2600MHz



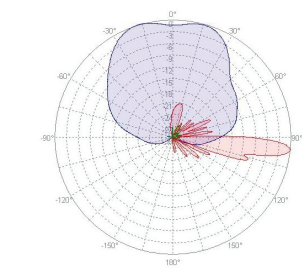
Single Column Beam



0 ° Service Beam

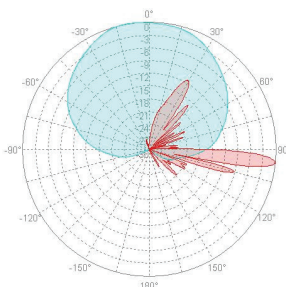


60 ° Service Beam

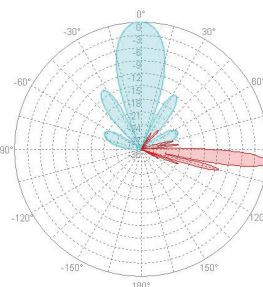


BCH Beam

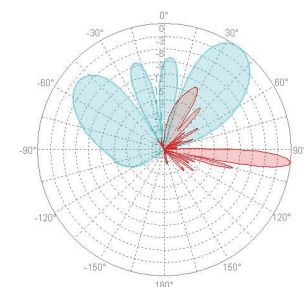
3500MHz



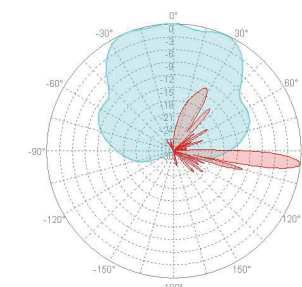
Single Column Beam



0 ° Service Beam



60 ° Service Beam



BCH Beam